

VP Remote

User's Manual for Sorenson (VP-100)




(VP-100)




(Enlarged view)

Key location #1:



Key location #2:



Key location #3:



Used key locations:

(Keys that are used)



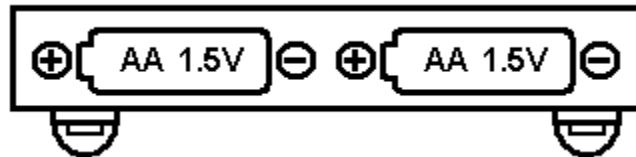
(Enlarged view)

General Information:

BATTERY INSTALLATION:

The VP Remote uses two AA batteries (Alkaline-type).

- 1) Remove battery cover by pushing onto two clip latches.
- 2) Install two AA size batteries (Alkaline-type) as shown in the image below:



- 3) Be sure to match the batteries with (+) and (-) polarity sign markings which are engraved inside of the battery compartment.
- 4) Put the battery cover back and then feel the clip latches snapped into the VP Remote.

Note: If the batteries are inserted incorrectly, the VP Remote control will either not operate or damage. Also, incorrect inserting batteries can cause battery leakage and corrosion that will damage the VP Remote Control.

PRECAUTIONS ABOUT BATTERIES:

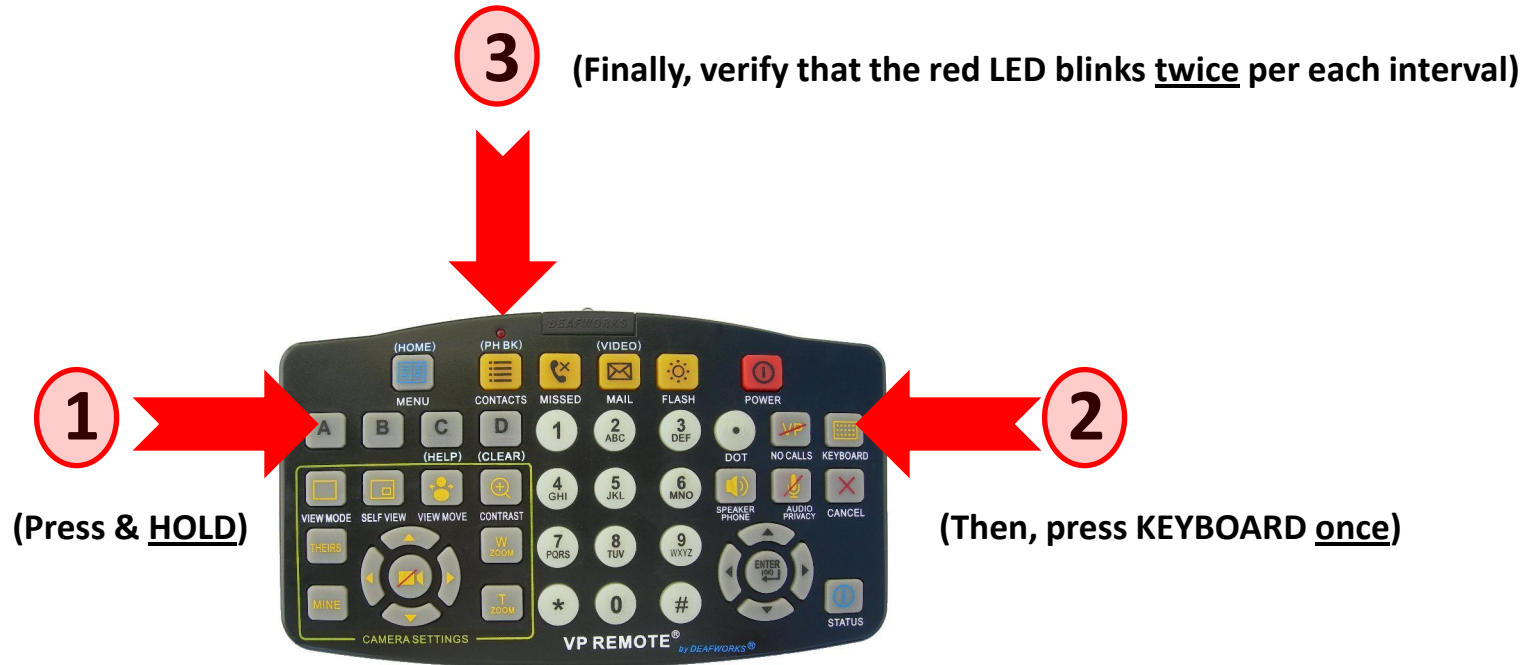
- 1) Use a well known brand name of Alkaline batteries for longer life and best performance.
- 2) Use same type, brand, and fresh batteries in pairs (2).
- 3) Do not mix different types of batteries together (i.e. Alkaline and Carbon Zinc).
- 4) Do not mix old batteries with fresh ones.
- 5) Do not recharge, heat, short circuit, disassemble, or burn batteries.

Note: A fresh set of Alkaline batteries should operate the VP Remote for about one year of normal use.

General Information:

VP REMOTE OPERATION:

SELECTING MODEL (VP-100):



TEST & TROUBLESHOOTING:

- 1) Select above 1, 2, & 3.
- 2) Test the VP Remote by pointing at the VP-100 videophone remote sensor.
- 3) If the videophone does not response to any of VP Remote commands, repeat Step 1 or check for weak batteries.
- 4) If the VP Remote causes some strange behaviors, replace with a new fresh batteries. See Page 6 of 8 for BATTERY INSTALLATION instructions.

General Information:

WARRANTY:

DEAFWORKS makes every effort to ensure that the VP Remote meets high quality and durability standards, and warrant to the original purchaser that the VP Remote is free from defects in materials and workmanship for the period of one year from the date of purchase. This warranty does not cover from damage due to directly or indirectly to misuse, abuse, negligence or accidents; repairs or alterations outside of our authorized service centers; or lack of maintenance. DEAFWORKS shall in no event be liable for death, injuries to persons or property, or for incidental, contingent, special or consequential damages arising from the use of the VP Remote. Some states do not allow the exclusion or limitation of incidental or consequential damages, so the above limitation of exclusion may not apply to you.

To take advantage of this warranty, the VP Remote must be returned to DEAFWORKS or authorized service centers with shipping charges prepaid. Proof of Purchase date and an explanation of the problems must accompany the VP Remote. If DEAFWORKS or authorized service centers verify the defect, we will either repair or replace the VP Remote at our discretion.

THIS WARRANTY GIVES YOU SPECIFIC LEGAL RIGHTS AND YOU MAY ALSO HAVE OTHER RIGHTS WHICH VARY FROM STATE TO STATE.

DEAFWORKS ♦ P.O. Box 1265 ♦ Provo, UT ♦ 84603-1265

DISCLAIMER:

All trade brand names and copyrights referenced in this document are for identification purposes only and are the registered trademarks and copyrights of their respective owners or holder(s).